


## Topcoats


The colours shown are our most popular colour shades. Jotun's range of topcoats can be supplied in most RAL, BS, Munsell and other standard societies' colours from Jotun Multicolour Industry centres. For details and availability please contact your local Jotun office. Deviations can occur between the samples shown, the delivered products and the standard references due to differences in production methods, pigments and gloss levels.


## Hiding power

The hiding power obtained on a surface depends on the combination of primer colour, topcoat colour, the colour itself and the number of coats. When selecting a primer colour, choosing the right one will secure good hiding power, good appearance and lower film thickness. The right primer colour can be selected using the symbol under each colour chip.

Grey XO™ is our specially developed primer colour – optimised for achieving the best possible results.

 Grey XO™ primer – by using Grey XO™ as a primer colour for these colours optimal hiding power is achieved.

 Yellow primer colour – by using yellow as a primer colour for these colours optimal hiding power is achieved.

 Light red primer colour – by using a light red primer colour for these colours optimal hiding power is achieved.

Please refer to the Technical Data Sheets available on [jotun.com](http://jotun.com) for colour availability on each product, or contact your local Jotun office.



## For a more colourful world, we all need to be a little greener

Jotun's greatest contribution to the environment and society is our premium coating systems protecting property against decay and corrosion.

Jotun has contributed to the environment for decades by offering high-quality products and solutions. We also use a lot of resources in developing product ranges for our customers that exceed the legal requirements, because we want to be ahead.

We know that our customers like to contribute to the environment and therefore we are able to offer products and solutions that really make a difference. At the same time, we never make compromises on high quality and durability.

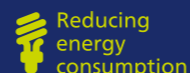
As we take continuous steps to better protect your property, we're also taking even greater steps to better protect our environment. We call it Jotun GreenSteps – steps that make a significant difference to the world we all share:



Reducing VOC emissions



Reducing hazardous materials



Reducing energy consumption



Reducing carbon footprint



Reducing waste



Jotun Protects Property

# Colour Card

## Marine & Protective

Part No. 8MIM0537926 / 30k/0214. Designed by RMP Design & Marketing Ltd. www.rmpdesign.com. Produced by NorColour, Norway.

Jotun A/S  
P.O. Box 2021,  
N-3202 Sandefjord, Norway  
Tel: +47 33 45 70 00  
[jotun.com](http://jotun.com)



Jotun Protects Property



2880



Red 926  
(RAL 3000)



Green 137




Blue 138




Grey 403



Grey 433  
(BS 632)



Grey 000  
(RAL 9003)



Cream 981  
(RAL 9001)



Orange 135



Red Orange 484  
(RAL 2001)




Green 257



Blue 139




Grey 71



Light Grey 967  
(RAL 7035)



Warm Grey 9907  
(BS 00A07/  
MUNSELL N6.0)



White



Golden Yellow 903  
(RAL 1004)



Yellow 258



Green 437



Blue 599  
(BS 18E51)



Grey 38



Black



Grey 149



Yellow 2



Red 49






Signal Green 7075



Green 574



-  Grey XO™ primer – By using Grey XO™ as a primer colour for these colours optimal hiding power is achieved.
-  Yellow primer colour – By using yellow as a primer colour for these colours optimal hiding power is achieved.
-  Light red primer colour – By using a light red primer colour for these colours optimal hiding power is achieved.